

Destinations 2018


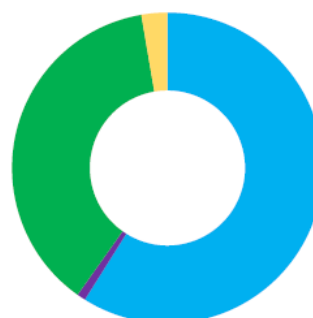


DELTA HULL TRINITY HOUSE ACADEMY 2017 - 2018

DESTINATION

DESTINATION	NUMBER	%
6 TH FORM	66	59
SCHOOL 6th FORM	1	1
FE COLLEGE	42	38
APPRENTICESHIP	3	3
NEET	0	0
EMPLOYMENT	0	0
EMPLOYMENT with TRAINING	0	0
UNKNOWN	0	0
Total	112	100

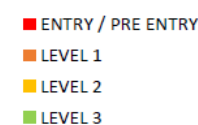
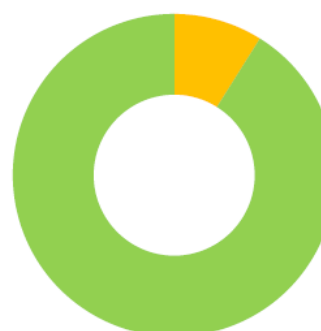
DESTINATION



COURSE LEVEL

LEVEL	NUMBER	%
ENTRY / PRE ENTRY	0	0
LEVEL 1	0	0
LEVEL 2	10	9
LEVEL 3	102	91
Total	112	100

COURSE LEVEL



*0% NEET (0 students)

3 year trend

	Results	Results	Improvement	Results	Improvement
Year 11	2016	2017	2016-2017	2018	2017 - 2018
DESTINATIONS:					
% School Sixth Form	2	2	0	1	-1
% Sixth Form College	60	63	3	60	-3
% Further Education College	19	26	7	38	12
% Apprenticeship	13	6	-7	3	-3
% Traineeship	0	2	2	0	-2
% Training	0	2	2	0	-2
% Employment with Training	0	0	0	0	0
% NEET	6	0	6	0	-1