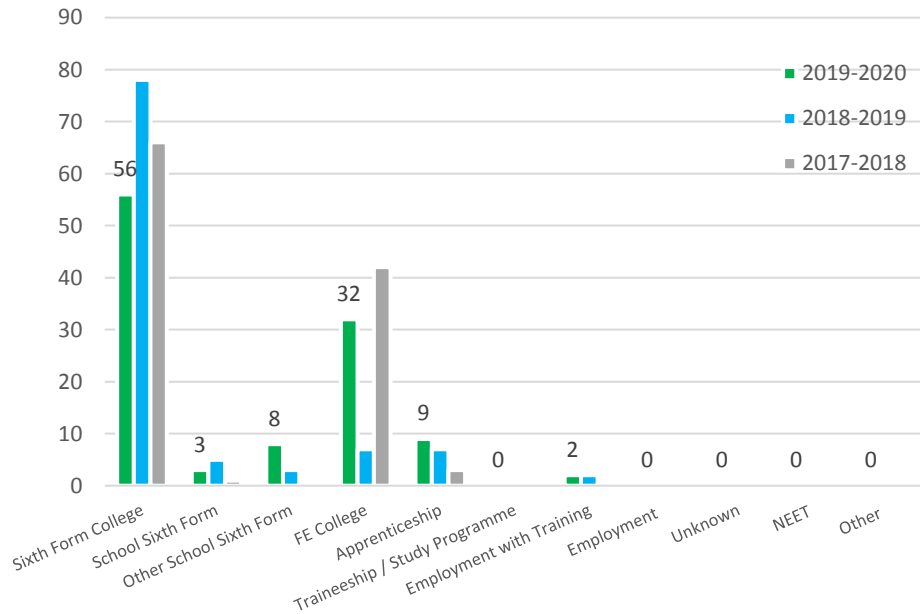
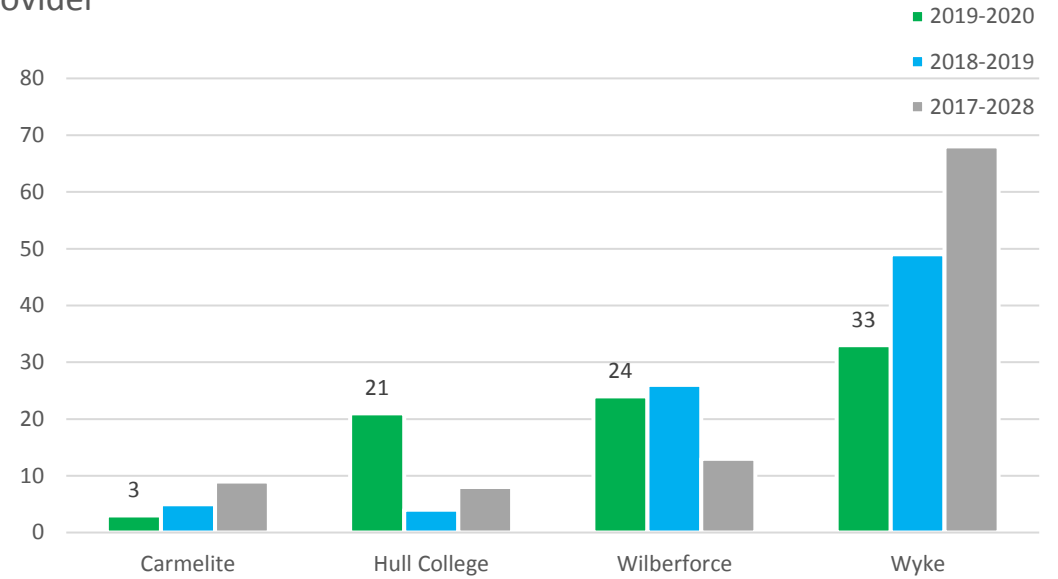


# DELTA – HULL TRINITY HOUSE ACADEMY Y11 DESTINATIONS OF KEY STAGE 4 2019 – 2020

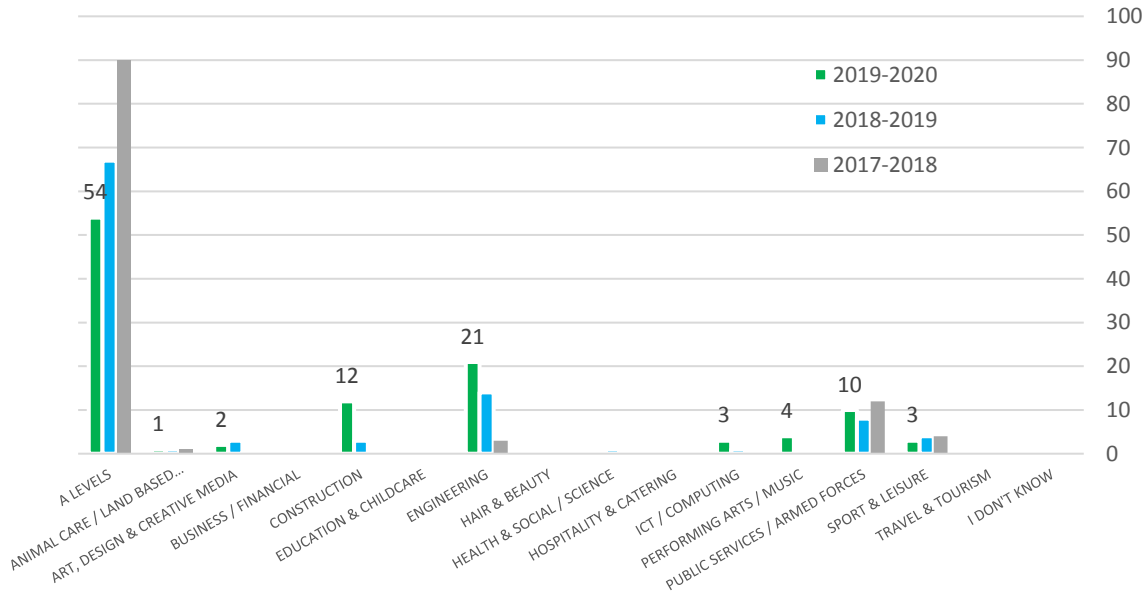
## October Activity Destinations



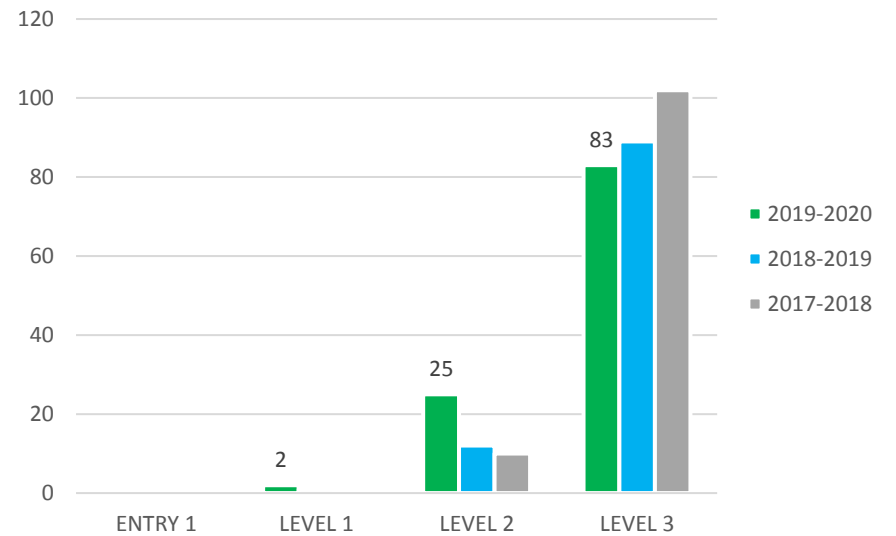
## Provider



## Sectors of Interest



## Qualification Levels



## **HEADLINES – 2020 Leavers**

### **Destinations (Top 2)**

Most popular destination was Sixth Form College attracting 56 students (51%). Collective sixth form studies (those studying at school based sixth forms, and sixth form colleges) represent 60% of overall destinations which is a significant decline of 24% on last year

Second most popular destination was FE College with 32 students (29%) choosing this pathway. This is a 22% increase on the previous year.

The anticipated NEET figure stood at 0%\* (in line with last year).

### **Qualification Levels**

Total number of Y11 students - 110

- 75% (83 students) progressed onto L3 courses (12% decrease on last year)
- 22.5% (25 students) progressed onto L2 courses (11% increase on last year)
- 2.5% (2 students) progressed onto L1 courses

### **Providers**

Wyke Sixth Form College remains the dominant provider with 30% (33 students) enrolling.

Wilberforce Sixth Form College continues to be the second most popular provider with 24 students enrolling (22%).

In addition to the providers already mentioned, students progressed on to a further 18 different providers of education and training. One of note is Hull College who have seen enrolment figures of HTH students increase from 4% last year to 19% this year.

### **Sectors**

The latest LMI published in 2020 identifies the growth sectors for Yorkshire & the Humber as Health & Social Work, Professional Services, Construction, Information Technology, Transport & Storage and Wholesale & Retail.

From the sectors identified, there are dominant progression routes into Engineering, Construction and Public Services however given the student profile at HTH, the progression areas will not directly correlate with the overall LMI for the area.

\*The anticipated NEET figure is taken as a snapshot upon data collection in October 2020. Final reported NEETs may vary due to drop out after this data collection point